


DLF-856

8" NON-IC Shallow Housing For

(2) DTT/TTT Lamps

Catalog #		Type
Project		Date
Prepared by		

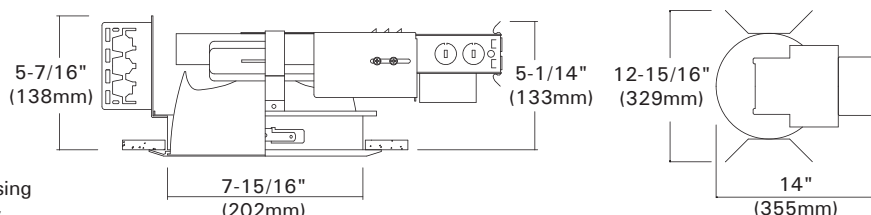
FLUORESCENT



DESCRIPTION

The DLF-856 is a 8" aperture super shallow housing for wide beam distribution and high efficiency by (2) horizontal CFL lamps.

The DLF-856 offers a wide choice of trim types including reflector with lens and cross louver.



DESIGN FEATURES

Ceiling Cut-out : 8-1/8"
Lamp, Max. Watt. : (2)42W

Mounting Frame

- 20-gauge CRS mounting ring, black-painted. 1-5/8" deep collar may use for various thickness of ceiling materials.

Junction Box

- Listed for through branch circuit wiring.(Max.8 No 12 AWG 90°C branch circuit conductors. (4 in, 4 out)
- (5)1/2" knockouts with true pry-out slots and (4) knockouts with Romex cable clamp.
- Ground wire provided on J-box.

Reflector

- Anodized haze clear, finished full reflector with cross louver and anodized reflectors white black or white milled groove baffle collar.

Trim Ring

- White plastic ring or steel ring plated chrome, satin nickel, polished brass, natural steel color ring.

Socket

- G24Q/GX24Q socket for use 4 pin DTT, TTT lamps.

Socket Housing

- Installed lampholders in socket housing attached on the reflector top.

* Listing

- UL, c-UL listed for damp location.
- UL, c-UL listed for feed through.

Mounting Channel Bracket

- Commercial mounting kit provided up to 5" vertical adjustment, which accommodates 1/2" EMT conduit, optional HB-24 or HBC-24 bar hanger or lathing channels for T-bar grid or concealed spline ceiling.

Lamp

- Compact Fluorescent lamps.
 - DTT-Double twin tube (Quad/CFQ)
 - (2) 13W DTT (4 pin)
 - (2) 18W DTT (4 pin)
 - (2) 26W DTT (4 pin)
 - TTT-Triple Twin Tube (CFTR)
 - (2) 18W TTT (4 pin)
 - (2) 26W TTT (4 pin)
 - (2) 32W TTT (4 pin)
 - (2) 42W TTT (4 pin)

Ballast

- Class P Thermally protected by internal fuse (3 amp fast blow), Multi-volt electronic ballast or thermal cut-out switch in magnetic ballast.
- High Power Factor Multi-volt Electronic ballasts for 4 pin type compact fluorescent lamps mounted on J-box door for easy access from inside of fixture.

Optional "Quick Connect" Push-in wire connectors.

- Three "Quick Connectors"
- Pre-installed push-in wire connectors for fast and easy wiring.

Trims



TM-850R-HC

Full Open Reflector Max. (2)42W DTT, TTT

White Plastic Trim Ring
O.D : 9-7/16"



TM-846R-CL

Reflector w/ Fresnel Lens Max. (2)42W DTT, TTT


White Plastic Trim Ring
O.D : 9-7/16"



TM-846B-WH

Baffle w/ Fresnel Lens Max. (2)42W DTT, TTT

White Plastic Trim Ring
O.D : 9-7/16"



TM-849R-HC

Refracted w/ Cross Louver Blade Max. (2)42W DTT, TTT

White Plastic Trim Ring
O.D : 9-7/16"

- White plastic ring standard. Also available with metal rings.
- All trims are damp location, Lens trims are wet location listed.

Ordering Information

Housing	Ballast	Lamp(s) Watt.	Option
DLF-856	-N : 120V NPF Magnetic -H : 120V HPF Magnetic -NE : 120V NPF Electronic -HE : 120V HPF Electronic	213 : (2)13W 218 : (2)18W 226 : (2)26W 232 : (2)32W 242 : (2)42W	-EM : Emergency w/ Remote Test Switch -C : Quick Connectors

Example : DLF-856-E242